



Columbia Cty - Mental Health Clinic

Columbia County

Portage, WI 53901

Angus Young Associates Project No. 79760

Monday, April 28, 2025

ADDENDUM #01

This addendum is issued to modify, explain or correct the original Drawings, Specifications, and Addenda marked Project Description, **Columbia Cty - Mental Health Clinic** dated **4/10/2025** and hereby made part of the contract documents. This addendum consists of **(02) Two** page(s) of text, **(10) Ten** page(s) of attachment(s), **(00) Zero** detail(s) and **(03) Three** drawings. Please attach this Addendum to the Drawings and Project Manual in your possession.

Bid Date:

Bids are Due: **5/1/2025 2:00:00 PM**

General:

1. Attendee list from walk-thru is attached for reference.
2. A street privilege permit will be required from the city to access the paved path shown on the site staging plan. See keynote 03 on sheet G004.
3. A standard 1,000 lb. elevator is available for transporting a small single man lift to the second floor. Access would be through the dock area in the Administration building and brought across the bridge/ramp that connects the two buildings.
4. Water Treatment Company Contact:
 - a. Kriss Water Treatment
 - i. Brian Rieck: 715-498-1672, briech@krissproducts.com
 - ii. David Rieck: 715-544-9887, driech@krissproducts.com
5. Controls Contact:
 - a. Johnson Controls
 - i. Mark Barry: 608-335-2209, Mark.t.barry@jci.com
6. Systems Technologies Contact (card reader / door control access):
 - a. John Wedige: 608-297-1530
7. Existing Fire Alarm: OMNI Technologies / EST (See attached photos for reference)

Clarifications:

1. Existing height from second floor to underside of roof deck is 14'-6".
2. Duct cleaning is required in work areas only.
3. All new electrical devices to be white to match existing, unless noted otherwise (IE emergency power / generator).

Specifications:

1. **Section 09 29 00 – Gypsum Board**
 - a. All new partitions to receive acoustical sealant complying with ASTM C 834 that effectively reduces airborne sound transmission through perimeter joints and openings in building construction as demonstrated by testing representative assemblies according to ASTM E 90.
4. **Section 26 00 00 – Electrical System Scope of Work**
 - a. This section has been updated and is attached for reference.

5. Section 27 10 00 – Communications Cable and Equipment

- a. Section 2.09 Clarification– All equipment listed in specification to be provided by contractor.

6. Section 27 51 19 – Sound Masking

- a. Revise Description of Work as follows: Provide and install Sound Masking System for installation in ceiling for approximately 2,400 sf of new office space.

Drawings

1. Sheet A102 – Second Floor Plan, Schedules and Door Types

- a. Keynote 05 Clarification– Blocking to be 2 x 4's at approximately 60" AFF for future wall mounted monitor.

2. Sheet ED202 - Second Floor Demolition Power & Systems Plan

- a. Identified existing receptacles that are to remain (ETR).


3. Sheet E102 – Second Floor Lighting Plan

- a. Added note 13 regarding existing Lutron lighting control system.

4. Sheet E202 - Second Floor Power & Systems Plan

- a. Identified existing receptacles that are to remain (ETR).
- b. Updated new receptacle location in Family Therapy Office 257.

End of Addendum



**SECTION 26 00 00
ELECTRICAL SCOPE OF WORK**

PART 1 - GENERAL

1.01 SCOPE OF WORK

Contractor shall provide all labor, materials, equipment, permits, inspection fees, supervision and other items noted in Contract General Conditions, necessary to yield completely operable, code compliant, and tested systems as shown on the drawings and specified herein. The work includes, but is not limited to, the following areas:

- A. Demolition:
 - 1. Remove light fixtures, wiring devices, communication devices, fire alarm devices, equipment connections raceway etc. as required where walls, ceilings and floors are removed.
 - 2. All abandoned existing wiring, devices, and raceways to be completely removed to source except when called out in the plan.
- B. Temporary Power and Lighting
 - 1. Temporary electrical service.
 - 2. Temporary power may be derived from the existing services.
 - 3. Temporary lighting system for construction.
 - 4. Temporary electrical equipment including panelboards, circuit breakers, receptacles, etc.
- C. Lighting Systems
 - 1. Interior lighting system including fixtures and components for their complete installation.
 - 2. Individual lighting control devices and low voltage lighting control system.
- D. Electric Power System
 - 1. Electrical power distribution including the following:
 - a. Panelboards.
 - b. Surge protection devices.
 - c. Overcurrent protection devices.
 - d. Disconnect switches.
 - e. Feeders.
 - f. Branch circuit wiring.
 - 2. Electrical devices including the following:
 - a. Receptacles.
 - 3. Motor control equipment
 - a. Disconnects.
 - b. Control devices.
- E. Electrical connection and/or installation of equipment provided by others including the following:
 - 1. Control equipment, sensors, and devices.
 - 2. Fire protection equipment and associated devices.
 - 3. Door hardware components.
- F. Life Safety Systems
 - 1. Emergency power source.

2. Interior and exterior egress lighting.
 3. Exit signage.
 4. Fire Alarm System.
- G. Communication Systems
1. Telephone and data system including the following:
 - a. Cable tray.
 - b. Equipment racks.
 - c. Termination components.
 - d. Raceways.
 - e. Supports.
 - f. Cabling.
 - g. Jacks.
 2. Public Address System
 - a. Cabling.
 - b. Speakers and grilles.
 - c. Back boxes.
 - d. Volume controls.
 - e. Distribution devices.
 - f. Signal amplifying devices.
 - g. Termination components.
 3. Security.
 - a. Control panels.
 - b. Access control.
 - c. Alarm devices.

1.02 RELATED SECTIONS

- A. Documents affecting work of this Section include, but are not necessarily limited to, General Conditions, Supplementary Conditions, and Sections in Division 1 of these Specifications.

1.03 ALTERNATES

- A. Refer to Section 01 23 00 for a list of alternates.

1.04 UNIT PRICES

- A. Refer to Section 01 22 00 for required unit prices.

PART 2 - PRODUCTS

2.01 Not Used

PART 3 - EXECUTION

3.01 Not Used

END OF SECTION

Columbia County Facilities Management

Pre-Bid Walk Thru

Date: 4/17/2025

Project: Columbia County Mental Health Clinic

Company Name: KRAUS-ANDERSON CONSTRUCTION

Company Address: 151 E. WILSON ST.

MADISON, WI

Phone Number: 608-838-5445

Representatives Name: MEGAN GEISER

Email Address: MEGAN.GEISER@KRAUSANDERSON.COM

Cell Number: 608-720-9905

Signature: 

Company Name: EAU CLAIRE BUSINESS INTERIORS

Company Address: 2224 MERCANTILE DRIVE

EAU CLAIRE, WI 54703

Phone Number: 715-833-2300

Representatives Name: THOMAS ROZARGE

Email Address: thomas@ecbusinessinteriors.com

Cell Number: 715-210-1274

Signature: 

Company Name: C C A N

Company Address: Sen Pra 1545001 road

Center Ave

Phone Number: 608 573-1529

Representatives Name: Tin Herbsleb

Email Address: therbsleb@CC-N.com

Cell Number: 608 573-1529

Signature: 

Columbia County Facilities Management

Pre-Bid Walk Thru


Date: 4/17/2025

Project: Columbia County Mental Health Clinic


Company Name: Wieser Brothers
Company Address: 200 Twilite St. La Crescent, MN
bids@wieserbrothers.com
Phone Number: 507-895-8903

Representatives Name: _____
Email Address: _____
Cell Number: _____
Signature: _____

Company Name: Hooper Corporation
Company Address: 6450 Pederson Crossing Blvd.
DeForest, WI 53532
Phone Number: 608-690-0438

Representatives Name: Nathaniel Simonsen
Email Address: Nathaniel.Simonsen@hoopercorp.com
Cell Number: 608-690-0438
Signature: 

Company Name: Hooper Corporation
Company Address: 6450 Pederson Crossing Blvd
DeForest, WI 53532
Phone Number: 608-249-0451

Representatives Name: Ryan Zebell
Email Address: RZebell@Hoopercorp.com
Cell Number: 608-209-9508
Signature: 


Columbia County Facilities Management

Pre-Bid Walk Thru


Date: 4/17/2025

Project: Columbia County Mental Health Clinic


Company Name: LOGER CONSTRUCTION
Company Address: PO BOX 386
MOUNT MOREB, WI 53572
Phone Number: 608-444-3694

Representatives Name: NIC LOGER
Email Address: nic@logerbuilds.com
Cell Number: 608-444-3694
Signature: 

Company Name: IFATERN
Company Address: _____
Phone Number: 608 381-4200

Representatives Name: JASON BENTLEY
Email Address: JBentley@IFATERN.com
Cell Number: _____
Signature: 

Company Name: Hooper Corp
Company Address: 6450 Pederson Drive
Phone Number: 715-572-4007

Representatives Name: DREW HARRIS
Email Address: DHarris@hooper Corp.com
Cell Number: _____
Signature: 

Columbia County Facilities Management

Pre-Bid Walk Thru

Date: 4/17/2025

Project: Columbia County Mental Health Clinic

Company Name: TEL-NORTH

Company Address: 2625 Research Park Drive
Litchfield, WI 53711

Phone Number: 608 264-7213

Representatives Name: JEFFREY ROWE

Email Address: JRowe@TEL-NORTH.com

Cell Number: 608 712-0827

Signature: 

Company Name: Hill Electric

Company Address: 1513 Emil St.
Madison, WI 53713

Phone Number: 608-444-2216

Representatives Name: Tom Hamielec

Email Address: thamielec@hillelectricinc.com

Cell Number: 608-444-2216

Signature: 

Company Name: _____

Company Address: _____

Phone Number: _____

Representatives Name: _____

Email Address: _____

Cell Number: _____

Signature: _____

Columbia County Facilities Management

Pre-Bid Walk Thru

Date: 4/17/2025

Project: Columbia County Mental Health Clinic

Company Name: FINDORFF

Company Address: 300 SOUTH BEDFORD STREET

MADISON, WI

Phone Number: 608-577-4918

Representatives Name: _____

Email Address: _____

Cell Number: _____

Signature: _____

Company Name: _____

Company Address: _____

Phone Number: _____

Representatives Name: _____

Email Address: _____

Cell Number: _____

Signature: _____

Company Name: _____

Company Address: _____

Phone Number: _____

Representatives Name: _____

Email Address: _____

Cell Number: _____

Signature: _____

Columbia County Facilities Management

Pre-Bid Walk Thru

Date: 4/17/2025

Project: Columbia County Mental Health Clinic

Company Name: Bauer Builders

Company Address: 712 1015 Drive

Sun Prairie WI 53590

Phone Number: 608-222-8941

Representatives Name: Jacob Bauer, Nathan B

Email Address: jbauer@bauerbuildersinc.com

Cell Number: 608-235-7275

Signature: _____

Company Name: _____

Company Address: _____

Phone Number: _____

Representatives Name: _____

Email Address: _____

Cell Number: _____

Signature: _____

Company Name: _____

Company Address: _____

Phone Number: _____

Representatives Name: _____

Email Address: _____

Cell Number: _____

Signature: _____

Columbia County Facilities Management

Pre-Bid Walk Thru

Date: 4/17/2025

Project: Columbia County Mental Health Clinic

Company Name: HELM

Company Address: 2283 US-20 FORTPORT IL

6032

Phone Number: 815-236-0990

Representatives Name: SEAN HUDSON

Email Address: shudson@helmgroupp.com

Cell Number: 815-990-2388

Signature: 

Company Name: _____

Company Address: _____

Phone Number: _____

Representatives Name: _____

Email Address: _____

Cell Number: _____

Signature: _____

Company Name: _____

Company Address: _____

Phone Number: _____

Representatives Name: _____

Email Address: _____

Cell Number: _____

Signature: _____



Janesville | Madison | Rockford

COLUMBIA COUNTY

COLUMBIA CTY - MENTAL
HEALTH CLINIC

111 E MULLETT ST,
PORTAGE, WI 53901

[illegible]

Due to electronic distribution, this drawing may not be printed to the scale indicated on the drawings. Do NOT use scale to determine dimensions or sizes.

No part of this drawing may be used or reproduced in any form or by any means, or stored in a database or retrieval system, without prior written permission of.

ANGUS - YOUNG ASSOCIATES, INC.
Copyright © 2025 All Rights Reserved

PROJECT NUMBER
79760

APPROVED BY
JJS

REVIEWED BY
CTK

DRAWN BY
MJA

SECOND FLOOR POWER AND SYSTEMS DEMOLITION PLAN

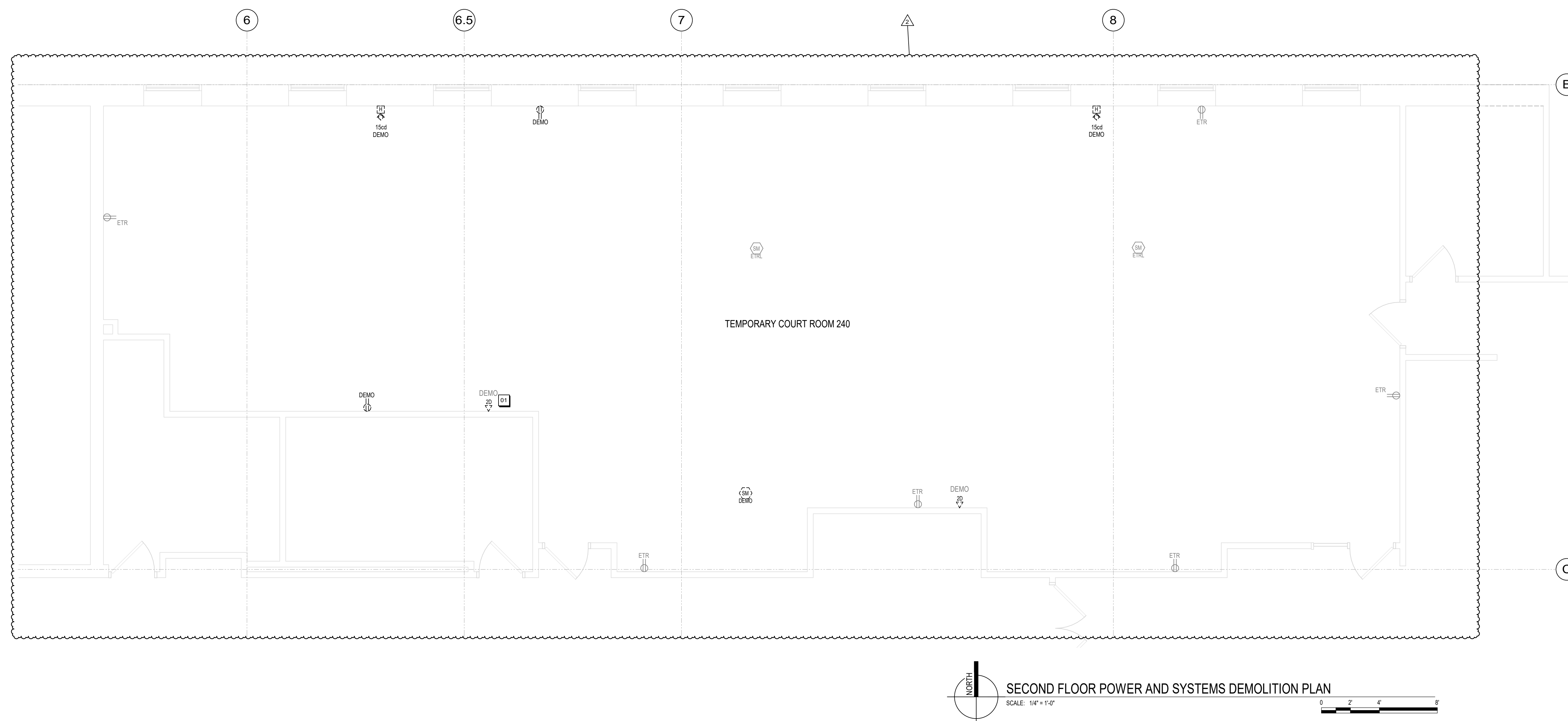
ED202

- DEMO NOTES:**
1. THE BUILDING WILL REMAIN OCCUPIED AND IN USE DURING THE RENOVATION PROCESS. SCHEDULE THE WORK TO MINIMIZE DISRUPTION AND COORDINATE ANY NECESSARY DISRUPTIONS WITH THE OWNER.
 2. THE INFORMATION SHOWN ON THESE DRAWINGS WAS OBTAINED FROM THE ORIGINAL CONTRACT DOCUMENTS AVAILABLE AT THE PROJECT SITE PRIOR TO THE BEGINNING OF THE DEMOLITION WORK. THE OWNER ACCEPTS BY BIDDING, EACH CONTRACTOR SHALL INVESTIGATE THE EXISTING SYSTEM TO THE EXTENT NECESSARY TO ACCURATELY DETERMINE THE EXACT EXTENT OF THE REQUIRED WORK.

THE CONTRACTORS BID PRICE SHALL INCLUDE THE RESOLUTION OF MINOR DISCREPANCIES AT NO COST TO THE OWNER. PRIOR TO THE BEGINNING OF THE DEMOLITION WORK, THE CONTRACTOR SHALL VERIFY ALL EXISTING ELECTRICAL SYSTEMS AND SYSTEM COMPONENTS AND REPORT ANY SIGNIFICANT DISCREPANCY OR DEFICIENCY FOR REVIEW. THE RESULTS OF THIS REVIEW OF THE EXISTING SYSTEMS NOT NOTED IN THE PLANS OR SPECS BUT FOUND PRIOR TO OR DURING COMPLETION OF THE NEW WORK SHALL ALSO BE REPORTED TO THE A/E.
 3. THE CONTRACTOR SHALL FIELD ACTUAL LOCATION AND SIZE OF EXISTING BRANCH CIRCUIT WIRING PER CAPACITY, CONDITION, AND BREAKERS.
 4. CONTRACTOR SHALL PROTECT ALL WALLS, CEILINGS, FLOORS, LIGHTS AND OTHER FINISHED SURFACES.
IF DAMAGE, CONTRACTOR SHALL REPAIR OR REPLACE TO MATCH EXISTING CONDITIONS AT NO ADDITIONAL COST TO THE OWNER.
LOCATIONS OF AND PROTECT EXISTING INTERIOR ELECTRICAL AND MECHANICAL UTILITIES AND SERVICES.
 5. ALL MATERIALS & EQUIPMENT REQUIRING REMOVAL AND RELOCATION FOR REUSE SHALL BE CAREFULLY REMOVED AND STORED TO PREVENT DAMAGE AND SHALL BE REINSTALLED AS THE WORK PROGRESSES.
DEMOLITION OF AN ITEM SHALL INCLUDE REMOVAL OF ALL RELATED WIRING, HANGERS, SUPPORTS, CONDUIT, AND ACCESSORIES UNLESS NOTED OTHERWISE.
 6. ALL MATERIALS AND EQUIPMENT REMOVED AND NOT REUSED SHALL BECOME THE PROPERTY OF THE CONTRACTOR, AND SHALL BE RESSUED FROM THE SITE UNLESS NOTED OTHERWISE. THE OWNER RETAINS THE RIGHT TO SALVAGE PARTS FROM ANY ELECTRICAL EQUIPMENT FORM REMOVAL FROM THE SITE.
 7. ANY ELECTRICAL EQUIPMENT FOUND TO BE NON-FUNCTIONAL OR IN NEED OF REPAIR OR MAINTENANCE MUST BE RE-REFERRED TO THE OWNER FOR REPAIR OR REPLACEMENT.
 8. VERIFICATION OF EXISTING CIRCUIT WIRING AND RACEWAYS: VERIFY EXISTING CIRCUIT WIRING AND RACEWAY FOR NEW CIRCUITS SHOWN ON PLANS. EXTEND AS NECESSARY.
 9. DISCONNECT AND REMOVE EXISTING DEVICES, RACEWAY, AND WIRING ON WALLS AND CEILING DESIGNATED FOR REMOVAL. REUSE EXISTING WIRING WHERE ABLE. EXTEND AS NECESSARY.
 10. LABEL "AND/OR DAMPED LINE INDICATES DISCONNECTED AND REMOVE, UNLESS NOTED OTHERWISE."
ITEM "E" INDICATES TO DEMOLISH ELECTRICAL EQUIPMENT. ITEMS "C" AND "R" INDICATES TO REMOVE. ITEMS "L" ARE SHOWN ON POWER & SYSTEMS PLANS. LABEL "ET" INDICATES EXISTING TO REMAIN. OTHER NOTED OTHERWISE.
 11. COORDINATE WITH ARCHITECTURAL SHEETS FOR CEILING, WALLS, AND OTHER ITEMS DESIGNATED FOR REMOVAL. DISCONNECT AND REMOVE LIGHT FIXTURES AND DEVICES ON SUCH ITEMS. UNLESS NOTED OTHERWISE.
 12. EXISTING DATA PORTS DEMO TO BE PULLED BACK BY WALL AND UTILIZED ABOVE CEILING. VERIFY WITH OWNER.
 13. CONTRACTOR TO REMOVE DEMO WRELS OF LIGHTING FIXTURES AND CONTROLS BACK TO SOURCE PANEL. DEMOLITION OF AN ITEM SHALL INCLUDE REMOVAL OF ALL RELATED WIRING, HANGERS, SUPPORTS, CONDUIT, AND ACCESSORIES UNLESS NOTED OTHERWISE.

KEYNOTES

- 01** PULL DATA CABLE AND RELOCATE COILED TO NEW LOCATION ABOVE OF CEILING IN CORRIDOR 240. COORDINATE WITH OWNER FOR EXACT LOCATION IN THE CORRIDOR. THIS IS FOR OWNER PROVIDED WAP.





Janesville | Madison | Rockford

COLUMBIA COUNTY

COLUMBIA CTY - MENTAL
HEALTH CLINIC

111 E MULLETT ST,
MORTGAGE, WI 53901



ISSUANCES / REVISIONS	
DESCRIPTION:	DATE:
CONSTRUCTION/BID DOCUMENTS	04/10/20
ADDENDUM #01	04/28/20

Due to electronic distribution, this drawing may not be printed to the scale indicated on the drawings. Do NOT use scale to determine dimensions or sizes.

No part of this drawing may be used or reproduced in any form or by any means, or stored in a database or retrieval system, without prior written permission of.

ANGUS - YOUNG ASSOCIATES, INC.
Copyright © 2025 All Rights Reserved

PROJECT NUMBER
79760

APPROVED BY
JJS

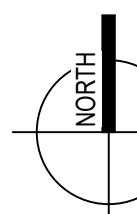
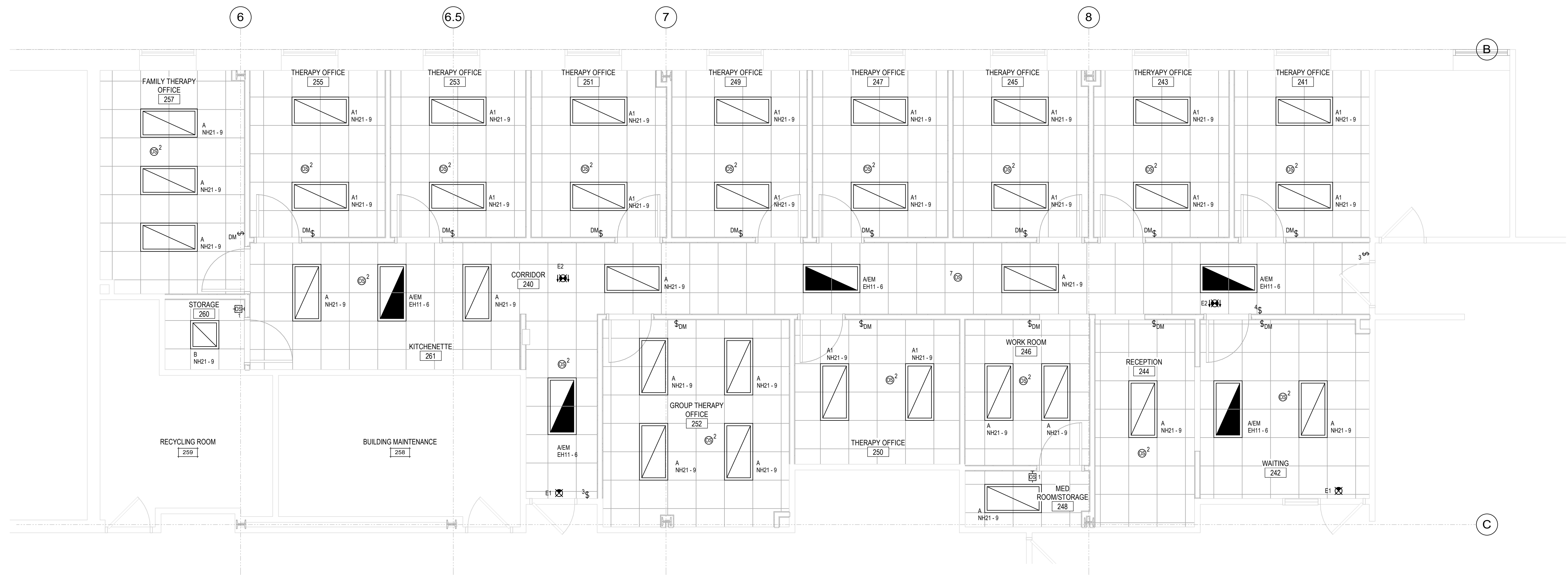
REVIEWED BY
CTK

DRAWN BY
MJA

SECOND FLOOR LIGHTING PLAN

E102

- SHEET NO. _____
- THE BUILDING WILL REMAIN OCCUPIED AND IN USE DURING THE RENOVATION PROCESS. SCHEDULED WORKS MUST BE COORDINATED WITH THE OWNER.
- THE INFORMATION SHOWN ON THESE DRAWINGS WAS OBTAINED FROM THE ORIGINAL CONTRACT DOCUMENTS, PERMITS, RECORDS, SURVEY DATA, FIELD OBSERVATIONS, VISUAL INSPECTION OF THE BUILDING AND SYSTEMS, PRIOR TO BIDDING. EACH CONTRACTOR SHALL INVESTIGATE THE EXISTENCE OF ANY DISCREPANCIES TO ACCURATELY DETERMINE THE EXTENT OF THE REQUIRED WORK.
- CONTRACTORS SHALL PRICE EACH INCLUDE THE RESOLUTION OF MINOR DISCREPANCIES AT NO COST TO THE OWNER. PRIOR TO THE START OF THE RENOVATION THE CONTRACTOR SHALL CONDUCT A PRELIMINARY VISUAL INSPECTION OF ALL AREAS TO BE RENOVATED. IF THE CONTRACTOR REPORTS ANY SIGNIFICANT DISCREPANCIES FOUND TO BE FOR RESOLUTION, ANY DISCREPANCIES NOT REPORTED PRIOR TO THE START OF THE RENOVATION WILL BE CONSIDERED AS UNFOUNDED PRIOR TO OUR COMMENCING COMPLETION OF THE NEW WORK. SHALL ALSO BE REPORTED TO THE AE.
- THE CONTRACTOR SHALL FELD VERY ACTUAL LOCATION AND SIZE OF EXISTING BRANCH CIRCUIT WIRING, PANEL, CABLE, CONDITION, AND BREAKERS.
- CONTRACTOR SHALL PROTECT ALL WALLS, CEILINGS, FLOORS LIGHTS AND OTHER FINISHED SURFACES FROM DAMAGE. CONTRACTOR SHALL REPAIR OR REPLACE TO MATCH EXISTING CONDITIONS AND AT NO ADDITIONAL COST TO THE OWNER. VERY LOCATIONS OF AND PROTECT ALL EXISTING EQUIPMENT AND MATERIALS.
- ALL MATERIALS & EQUIPMENT REQUIRING REMOVAL AND REDLOCATION FOR REUSE SHALL BE CAREFULLY REMOVED AND STORED TO PREVENT DAMAGE AND SHALL BE REINSTALLED AS THE WORK PROGRESSES.
- ANY ELECTRICAL EQUIPMENT FOUND TO BE NONFUNCTIONAL, OR IN NEED OF REPAIR OR MAINTENANCE SHALL BE REPORTED TO THE AE AND THE OWNER.
- ALL RACEWAYS TO BE CONCEALED IN WALLS OR ABOVE CEILING UNLESS APPROVED BY THE AE PRIOR TO INSTALLATION. IN EXPOSED CEILING CAVITIES, CONDUIT IS TO BE PAINTED TO MATCH.
- ALL EXPOSED LOW VOLTAGE CABLEING TO BE IN CONDUIT. LOW VOLTAGE CABLEING ABOVE CEILING IS TO BE PLACED IN CONDUIT.
- OCCUPANCY SENSOR LAYOUT IS SHOWN GRAPHICALLY PROVIDE NEARBY QUANTITY OF SENSORS AND POWER POLES TO ACHIEVE COMPLETE COVERAGE AND INDICATED CONTROL.
- ALL EXPOSED LOW VOLTAGE CABLEING TO BE IN CONDUIT. LOW VOLTAGE CABLEING ABOVE CEILING IS TO BE PLACED IN TRAY.
- LIGHTING FIXTURES WITH EMS POWERED FROM EXHIST EMT1 PANEL.
- ELECTRICAL CONTRACTOR SHALL BE RESPONSIBLE FOR THE NEW LIGHTING INCLUDING CONTROL SYSTEM IN PLACE.



SECOND FLOOR LIGHTING PLAN

SCALE: 1/4" = 1'-0"

